

Twitch TV

Security & Privacy Settings Guide

You can apply certain privacy and security settings on Twitch. You can make all these changes on the desktop and console versions of Twitch, however, the app does not have all the settings.



What do I need?

A Twitch account (email address/password) and an internet-enabled device

Restrictions you can apply



Chatting



In App purchasing



Inappropriate content



Social networking



Weapons & Violence,

Gore & Hate

Step by Step instructions

As a Viewer, I want to:

[Enable Chat Filter](#)

[Report a Streamer](#)

[Report/Block a user](#)

As a Streamer, I want to:

[Get started](#)

[Change Chat settings](#)

[Change Mature Content settings](#)

[Change Moderation settings](#)

These steps were produced via the Twitch desktop website.


1. Enable Chat Filter (as a Viewer)

You can enable certain filters when in the chat on Twitch such as discrimination, sexually explicit language, hostility and profanity.

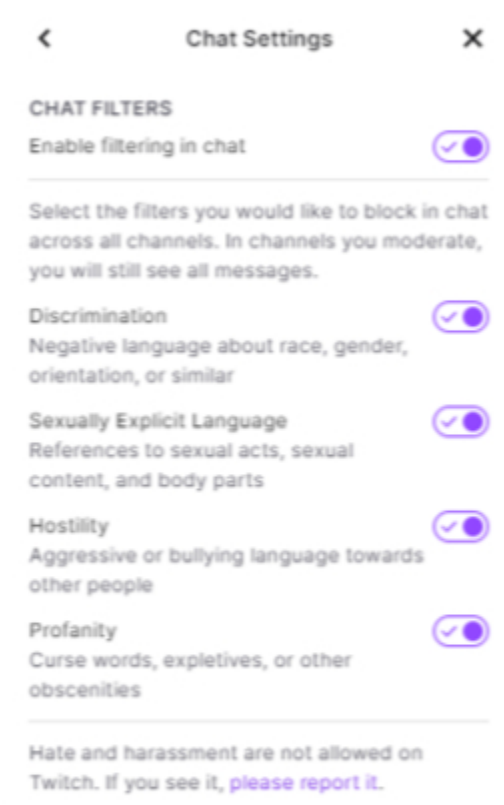
When watching a live stream scroll down to the bottom of the chat then click on the Setting icons in the bottom right hand, next to the Chat button.

Click "Chat Filters" then click the toggle so it shows a tick and turns purple.

1



2



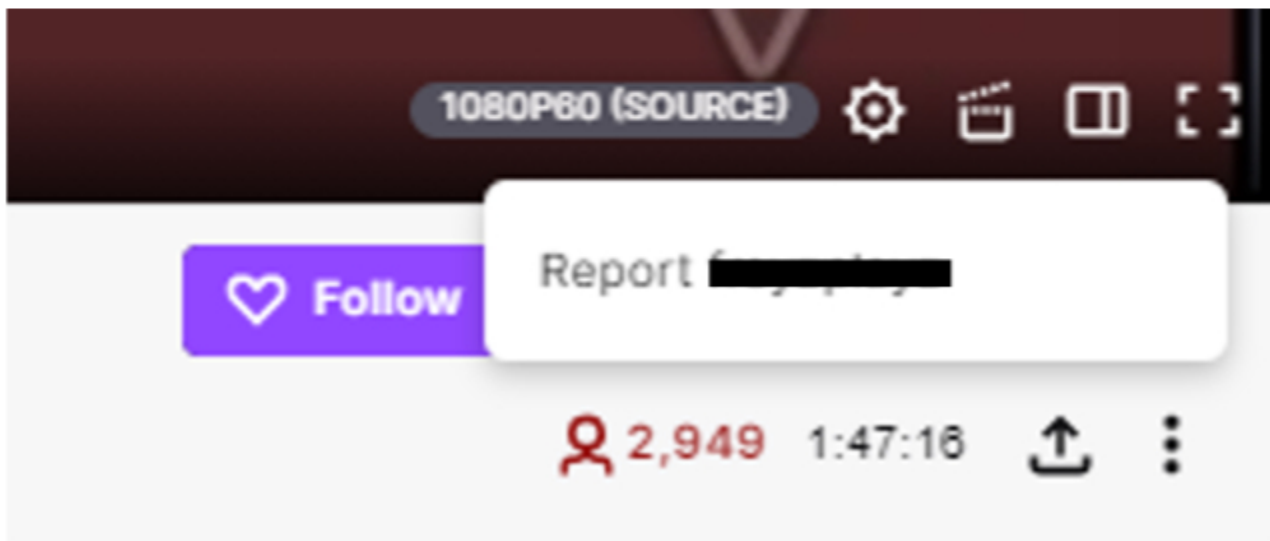
2. Report a Streamer

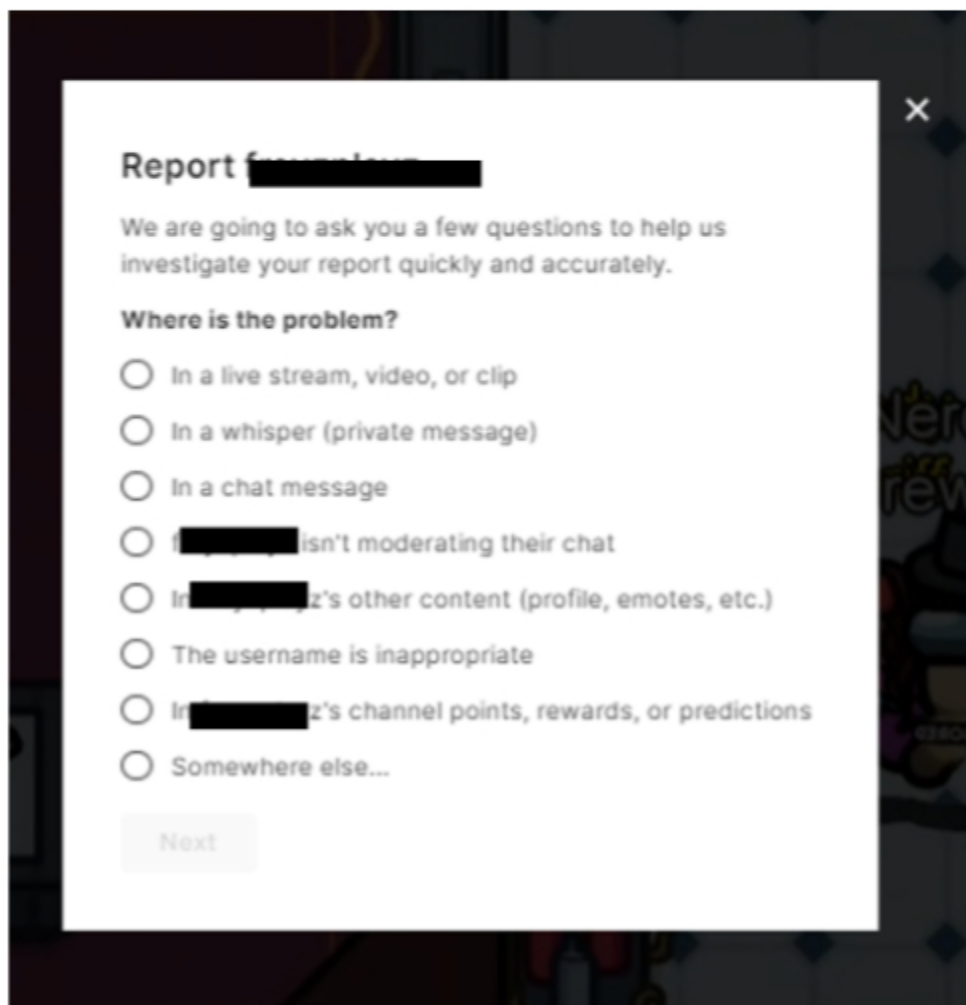
When watching a live stream you can report the Streamer if they go against Twitch community guidelines.

Scroll down to the bottom of the live stream video and click the three dots, then click "Report (user)". Next, follow the prompts on the screen.

The Twitch team will investigate your report.

1





Report [redacted]

We are going to ask you a few questions to help us investigate your report quickly and accurately.

Where is the problem?

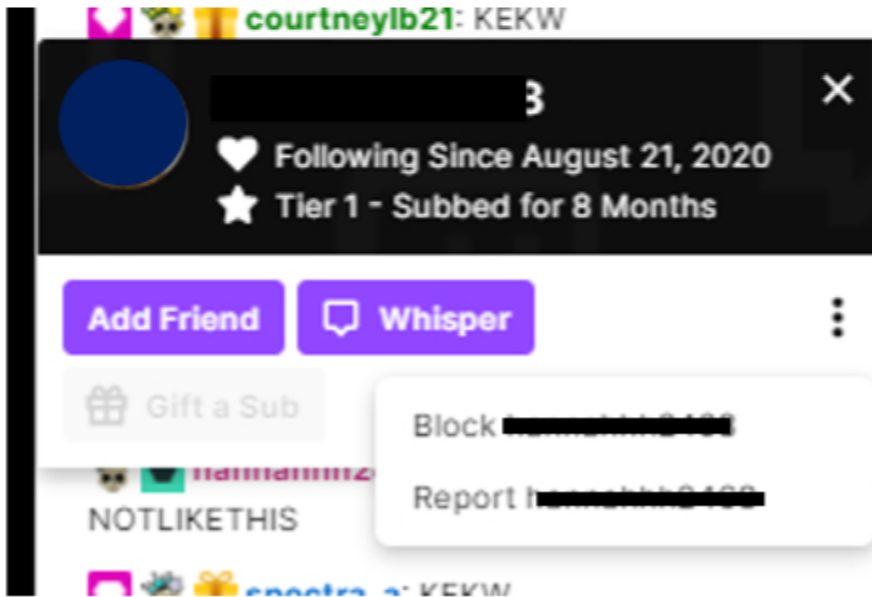
- In a live stream, video, or clip
- In a whisper (private message)
- In a chat message
- [redacted] isn't moderating their chat
- In [redacted]'s other content (profile, emotes, etc.)
- The username is inappropriate
- In [redacted]'s channel points, rewards, or predictions
- Somewhere else...

Next

3. Report/Block a user

When watching a live stream you can report and/or block the user in the chat.

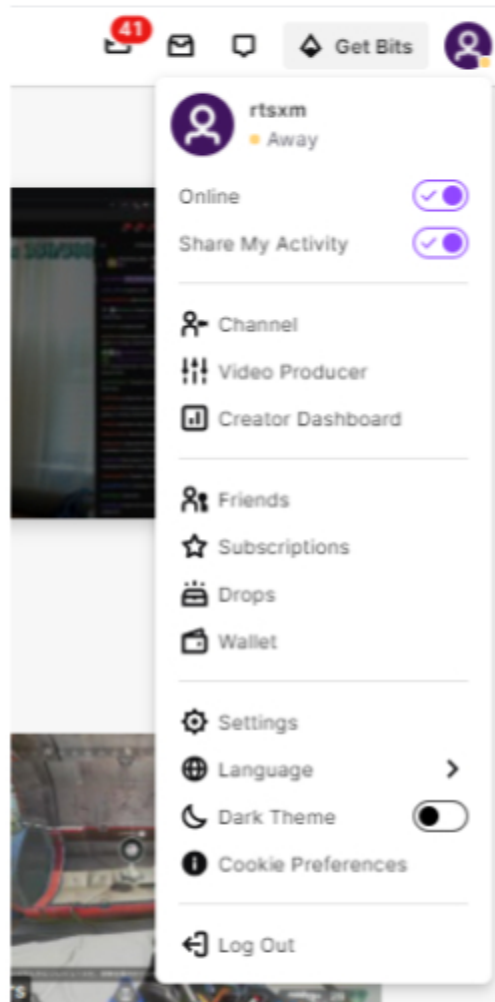
Click on the user you want to block or report then click three dots. Click either "Block" or "Report" then follow the on-screen instructions.



4. Get started

Go to [twitch.tv](https://www.twitch.tv) and sign in.

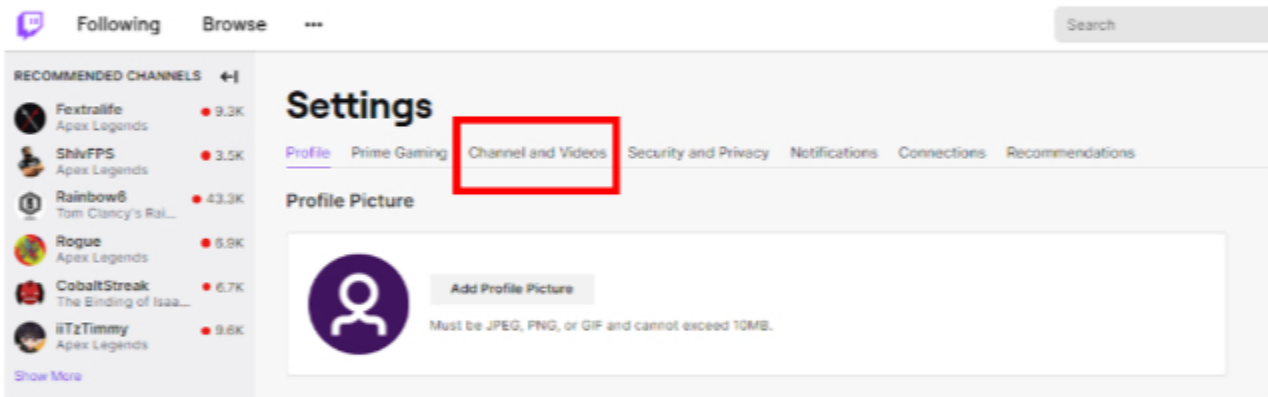
In the top-right corner, click your Profile icon, then click "Settings".



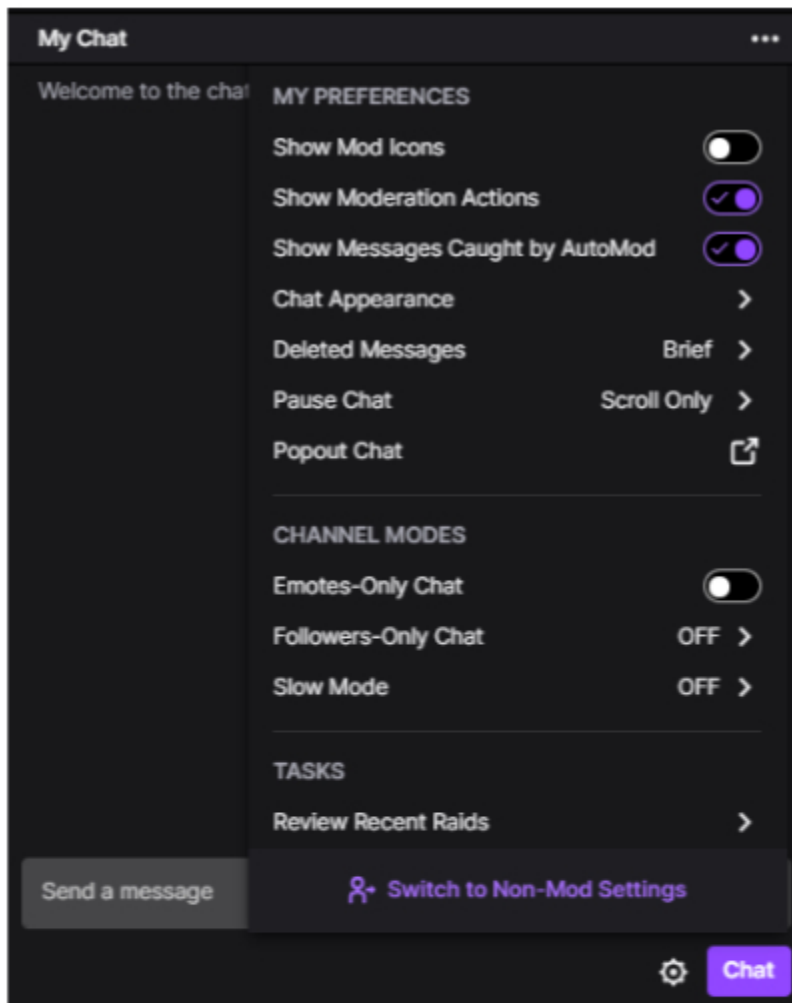
5. Change Chat settings

From the Settings page, click "Channel and Videos", click "Stream Manager" then click the Settings icon in the bottom-right corner of the chat screen. Here you'll be able to enable/disable your preferences.

1



2



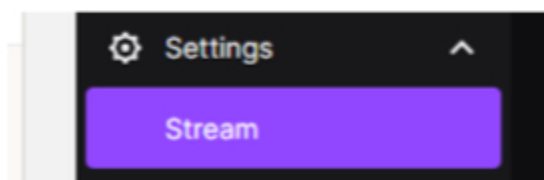
6. Change Mature Content settings

If your child is interested in streaming and is 18 or over, it's better to enable the Mature Content just in case they have younger viewers.

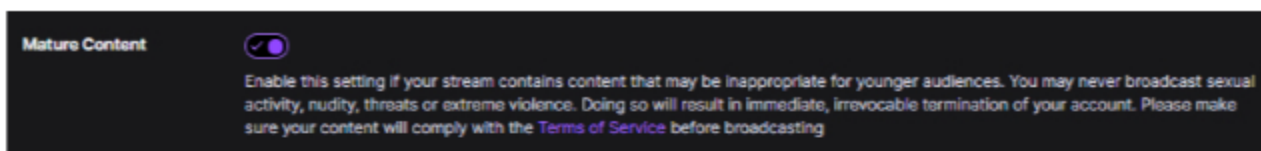
From your [Home dashboard](#) , click "Settings" then click "Stream".

Under Mature Content, click the toggle so it shows a tick and turns purple, this means the feature is enabled.

1




2



7. Change Moderation settings

These settings are highly recommended if your teen is of a younger age and has a younger aged audience. You can filter and block inappropriate terms and hide risky messages.

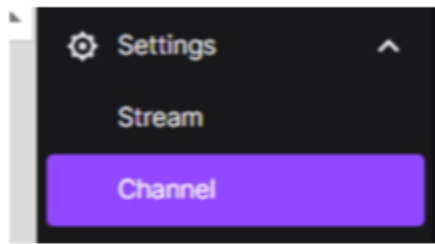
To automatically hold risk messages via AutoMod:

From the [Home dashboard](#) , click "Settings" then click "Moderation" then click "AutoMod Rulesets".

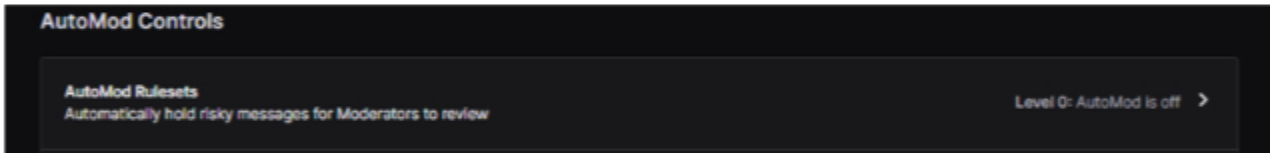
Set the appropriate level of moderation from Level 1 (lowest) to Level 4 (the highest), then click "Save" when done.

AutoMod will use A.I. (Artificial Intelligence) to detect potentially harmful messages.

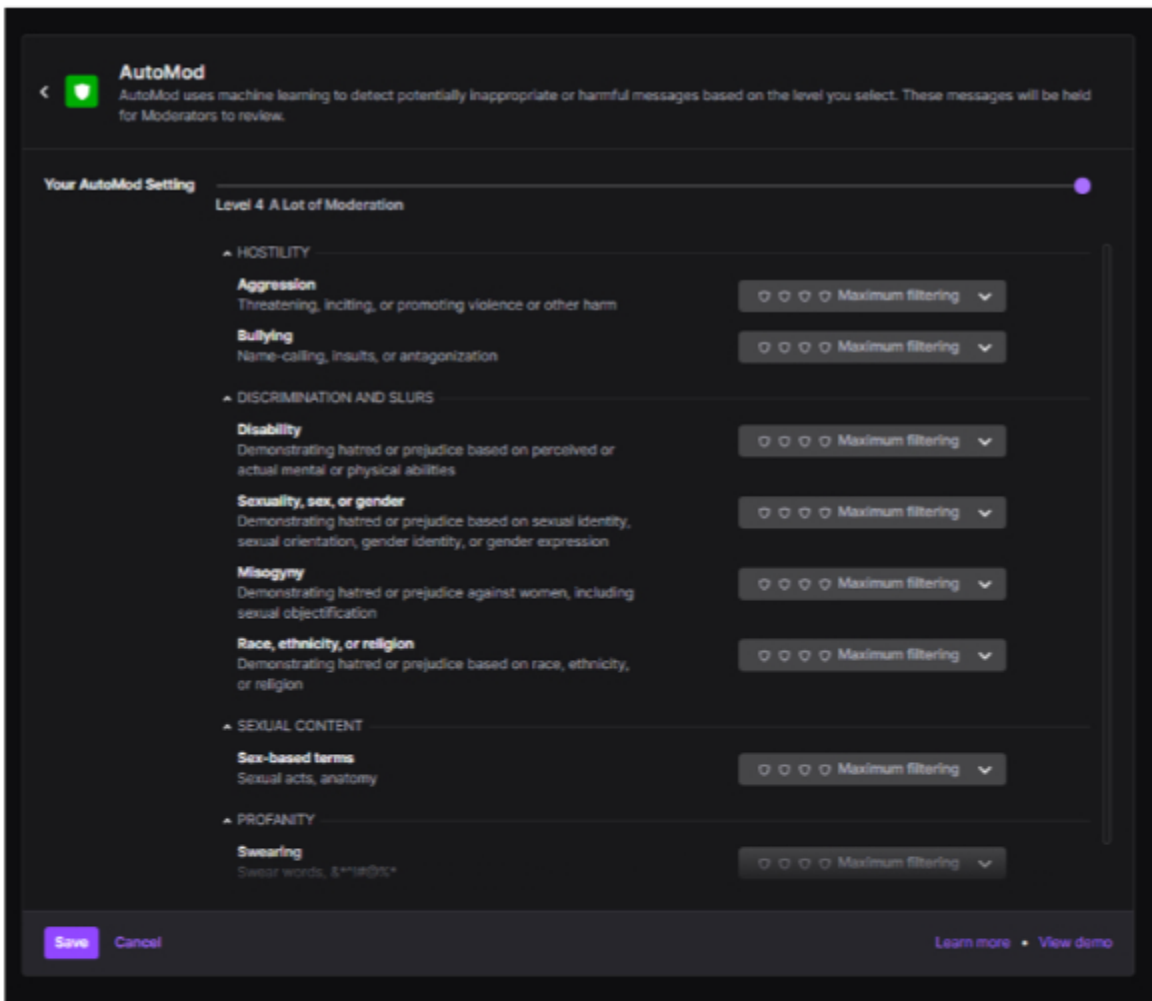
1




2



3



8. To block terms and phrases:

From the **Home dashboard** , click "Settings" then click "Moderation" then click "Blocked terms and phrases".

Search for a term to block, choose to add the term as Private or Public then click "Add".

Messages containing these words or phrases will be blocked from the chat.

Blocked terms and phrases

Messages containing these terms or phrases will be blocked from chat

